

Training Guide  
Dishwasher Hose Clamp  
Replacement



Revision 1

Date: 8/29/2024

Page 1 of 3


**Issue:** Dishwashers have one time use hose clamps connecting parts. **Instructions:**

Follow guide for correct replacement clamps when ordering service parts.

**Replacement Clamp Part #'s and Sizes:**

**6760595:** 3/8 – 7/8    **6712595:** 1/2 – 1-1/4    **6720595:** 3/4 – 1-3/4    **6736595:** 1-3/4 – 2-3/4

Water Valve requires a **6760595** clamp.



Wash motor requires a **6720595** clamp on the outlet side, and a **6736595** clamp on the inlet side.



# Training Guide Dishwasher Hose Clamp Replacement





Revision 1

Date: 4/9/2020

Page 2 of 3

Sump requires a 6712595 clamp, a 6720595 clamp, and a 6736595 clamp.



Air Breather requires two 6712595 clamps, and two 6760595 clamps.



Training Guide  
Dishwasher Hose Clamp  
Replacement




Revision 1

Date: 4/9/2020

Page 3 of 3

Drain hoses require four **6712595** clamps.



Fill hoses require four **6760595** clamps.

